

## How is periodontitis treated?

The most important objective of treating periodontitis is to reduce the periodontal bacteria and re-establish healthy bacterial flora in the gingival pocket. Often, this can be done by removing the bacterial film in the gingival pocket with instruments and through good oral hygiene. However, if there are high concentrations of bacteria that penetrate deeply into the surrounding tissue, these measures are inadequate and the additional administration of an antibiotic or antiseptic is necessary.



A microbiological analysis with the **PadoTest®** detects whether periodontal bacteria are present and in which quantity. When the patient's individual microbial load is known, the dentist can then decide which therapy measures are necessary to

achieve the best treatment success. The test also shows whether the administration of an antibiotic is really necessary and, if it is, which active substance promises optimum success. A further examination during the treatment is carried out to check whether the quantity of bacteria causing the periodontitis has been reduced and the microbiological equilibrium in the gingival pocket has been restored.

## CONTACT

### Specialist laboratory for dental diagnostics

**Institut für Angewandte Immunologie IAI AG**  
Eschenweg 6, 4528 Zuchwil, Switzerland

**Free hotline: 00800 32 32 62 62**

Tel.: 0041 32 685 54 62

Fax: 0041 32 685 54 92

E-mail: [info@institut-iai.ch](mailto:info@institut-iai.ch)

[www.institut-iai.ch](http://www.institut-iai.ch)

Practice stamp

**PadoTest®** test kit box with all of the necessary documents and materials for sampling



**iai** Institut für Angewandte Immunologie

# PadoTest®

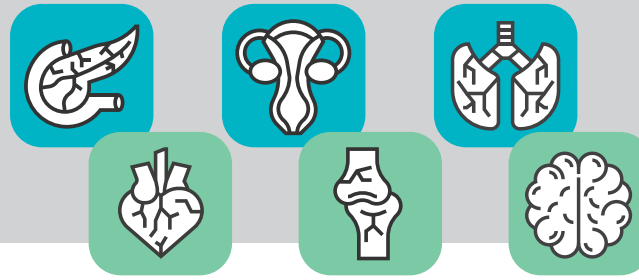


## Protect your health

# LOOK AFTER YOUR GUMS

Important information for patients

# PERIODONTITIS: A risk to the entire body

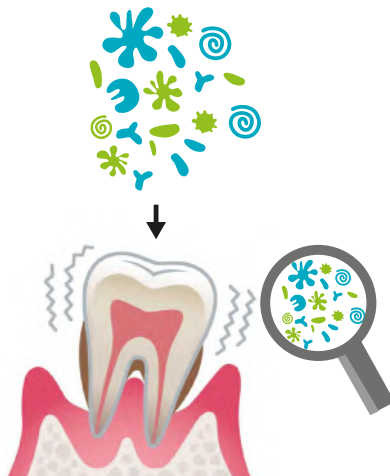


Look after your gums –  
protect your health!

## Periodontitis is ...

... a widespread periodontal apparatus disease that is triggered by bacteria and leads to the destruction of gums and jawbones. The periodontitis bacteria initially multiply in the gingival pocket, where they trigger inflammation. Bleeding gums, swollen gums or bad breath are clear indications of this. As the disease progresses, the bacteria ultimately destroy the soft tissue and bone tissue, which can lead to tooth loss in the long term.

However, periodontitis does not remain limited to the mouth. The bacteria can also enter the bloodstream via the inflamed tissue and therefore be distributed throughout the entire body. The consequences to your general health can be extensive, particularly due to the immune system response to the pathogens, but also as a result of bacterial toxins.



Periodontitis  
illustration

Scientific studies have shown that oral and general health influence one another. Negative effects of periodontitis have been proved, for instance, for:

**DIABETES:** By releasing inflammatory messenger substances, existing gingivitis weakens the effect of the insulin. Diabetics with periodontitis therefore often have raised HbA1c values and cannot control their blood glucose levels as well. Conversely, periodontitis patients have a significantly higher risk of developing diabetes.

**CARDIOVASCULAR DISEASES:** The periodontitis bacteria promote vascular constriction and therefore increase the risk of heart attacks and strokes.

**PREGNANCY:** Since the bacteria can also enter the placenta via the bloodstream, women with periodontitis have a significantly higher risk of premature births.






**RHEUMATISM:** Periodontitis bacteria can foster the development and progression of rheumatic diseases.

**RESPIRATORY DISEASES:** Particularly in older people or people with compromised immune systems, the bacteria can enter the lungs and cause severe infections such as pneumonia.

**CANCER:** Recent research results indicate that periodontitis can increase the risk of developing malignant tumours.

Periodontitis is triggered by bacteria that initially collect in the plaque at the gum line. If there are no or very few bacteria, no periodontitis develops. Good oral hygiene and regular visits to the dentist to remove this plaque are therefore the best way of preventing this disease from occurring!

**Nevertheless:** The earlier periodontitis is treated, the less severe the health consequences are. Therefore, watch out for the following warning signals for gingivitis:

-  Bleeding gums
-  Swollen, reddened or receding gums
-  Sensitive or loose teeth
-  Bad breath
-  Changed tooth positions, gap formation

Risk patients should pay particular attention to their oral health. These include:

- Diabetics
- People with cardiovascular diseases
- Rheumatics patients
- Immunosuppressed patients
- Older people with pre-existing diseases
- Pregnant women and women who wish to have children

**Talk to your GP or consultant about the relationship between oral and general health.**